



visus technology

- ✓ High Definition Digital Microscope
- ✓ Full HD 1920x1080
- ✓ Stand alone with monitor, wireless or PC
- ✓ Measurement software
- ✓ Ethernet
- ✓ Store images to memory stick (USB)

Visus ICON

Full-HD
digital microscope



Visus ICON

With ICON you get exceptional sharp images for inspection, fault analysis and more. ICON is flexible in X Y Z and is suitable for most inspection needs.

Image capture and documentation is extremely easy either direct to USB memory stick or direct to PC . One click on the remote and your picture is grabbed to the USB stick. ICON provide ability to measure parts efficiently and quick using point to point or overlay.

Simple to use

Visus technology have always aimed to have the most easy to use products on the market. ICON provides more functions and flexibility than our Cmore model but still very easy to use

No buttons on camera house is important for all of us who have worked with an inspection tool. You do not want to have any interference with what happened on the screen! That's why we use our remote as standard.


Easy to follow menu and simple operation is perfect for operators in high speed production environments.

Telescopic movement

A telescopic movement of the camera arm is unique in the inspection business and something that allows the users to operate on a small work area!



New arm without negative movement on backside



” Visus develops the microscopy of the future



IMAGE TRANSFER

Images can easily be captured at ICON by using a USB stick. Just press one button on the remote. As alternatives pictures can be saved to a computer via USB outlet or true Ethernet on your organizations network.


Applications

In process visual inspection, final quality control inspection, documentation of quality, standardization of quality process.

- ✓ Side by side image comparison
- ✓ Overlay Image comparator.
- ✓ Document to network – save time by connect your ICON to your network. Store images on specific place.
- ✓ Optical magnification to 30x with standard lens and fast autofocus ensures excellent images.

Different industries

The flexibility ICON offers enables it to be utilized in different industries such as Electronics, Jewellery, Watchmaking, Forensic, Metallurgical, Medical, Automotive, Aerospace, Conservation and restoration.



Accessories

ICON can be used with a large variety of lighting and lens options

LENSES



Lens 4D - C-0279

LIGHTNING



Lightning 1
Dual Gooseneck LED
part no 26534




Lightning 2
Sirius Task Light
LED High Intensity
part no 26527



Lightning 3
Gooseneck LED
part no 26200B-221-GNUV



Lightning 4
Dual Gooseneck
Spotlight Illuminator
part no 26800B-221



Package contents

- ICON
- Lens 3D
- Remote
- Powersupply
- DP -DP cable for Screen
- Mini USB - USB cable for PC
- USB memory stick
- Grounding cabel
- Cleaning Cloth
- User manual
- Software

Specifications Hardware

System

CAMERA HEIGHT	Adjustable
MOVEMENT IN Z	Telescopic arm
CAMERA HOUSE	All Compontes inside one unit
FLEXIBLE	X Y Z
LIGHTING	No/ Variety of external lighting options
ETHERNET	Yes
MONITOR REQUIREMENTS	Full HD (recommended)
MONITOR CONNECTIONS	Displayport
POWER	24 W
DIMENSIONS	150 X 107 X 106 (MM)
WEIGHT	8 KG
OPERATING TEMP. STORAGE	-15 C

Output

SIGNAL OUTPUT	1920x1080, 60, Displayport
SIGNAL OUTPUT USB (PC)	1920x1080 USB (PC)
SIGNAL OUTPUT ETHERNET	Ethernet 1920x1080
SNAPSHOT MODE	Store images to Memory Stick (USB)

Camera

CAMERA	30x optic
IMAGE SENSOR	1/2.8"
PIXELS	2.13 million effective pixels

Remote Control

ZOOM	Yes
BRIGHTNESS	Yes
FOCUS	Manual and Automatic
PICTURE MODE	Color / Grey scale
SPEED CONTROL ZOOM	Menu
SNAPSHOT	Yes

Software

FULL SCREEN MODE	Yes
GOLDEN SAMPLE	Yes
OVERLAY	Yes
ZOOM STORED IMAGE	Yes
MEASSURE	Yes
DRAWING/WRITING	Yes

Other products



Cmore Digital camera microscope



Magnifying Lamps & Accessories



Mighty Cam - Microscopy

