



Technology & Chemical, s.L.

Recinto int. Zona Franca - Edif. Atlas Mods. B-01, B-08, B-09 - 11011 CÁDIZ • Tel. 902 11 44 95 • Fax 956 20 06 62  
www.tch.es • E-mail: info@tch.es

TRESTON



WORKBENCH

ROBUSTNESS AND FLEXIBILITY IN AN AESTHETIC PACKAGE



# A rare combination of robustness and flexibility in an **aesthetic package**

The Treston TowerLine has a sturdy steel frame and is available in a wide range of layout options. The bench can be easily reconfigured to meet new requirements. TowerLine is also ESD compatible, with a large variety of add-on accessories and easy cable management. It adapts to changing needs in a number of ways providing maximum return on investment.

The TowerLine is an ideal solution for the electronics industry, high tech labs, IT departments, technical school environments, assembly, R&D and other technical office areas.

## Aesthetic, Ergonomic and Functional

The TowerLine offers the superb ergonomic features that come with every Treston bench. In addition, there are specific new features designed for environments containing electronics, lab equipment or cabling.

TowerLine's unique legs and cable management enable a tidy and aesthetic working environment.



# This is TowerLine:

## Ergonomic, easy to personalise

Like all Treston workbenches, the TowerLine has been designed to be ergonomically functional. The leg space, lighting, free re-positioning of accessories as well as many other aspects of ergonomic workspaces have been taken into account.

## ESD compatible

The TowerLine frame is ESD compatible, enabling easy reconfiguration to an ESD setup by simply changing the bench top.

## Enables precise work in challenging conditions

The stable steel frame withstands 750 kg. The maximum load per bench top is 200 kg and each shelf holds up to 80 kg. The bench height is freely adjustable with brackets, making levelling easy to accomplish.

## A tidy, safe and aesthetic solution

Using TowerLine's vertical 'tower' legs and a horizontal rear case, electrical cables can be hidden, creating a clean and streamlined workplace. The cable holes are also designed for easy access.

## Makes best use of floor space

The bench height is freely adjustable in an exceptionally wide range of 270 mm - 1915 mm. This enables you to make full use of the required floor space. For example, set-ups can include two full-size bench tops and space for a lot of additional equipment.



# Customise, personalise and reconfigure – it's easy!

The Treston TowerLine comes in a wide variety of layout options: the two-sided option, corner solution and line extension. Whatever your space planning needs, you will find a suitable combination that can maximise use of space.




Any TowerLine combination always starts with a standard frame. The extension and corner bench frames are always installed in conjunction with the standard frame, not as stand-alone benches.

Bench tops are also ordered separately.



[www.tch.es](http://www.tch.es) • 902 111 495 • [info@tch.es](mailto:info@tch.es)

Frames are powder coated steel, RAL 7035 ESD.



①



②



③

## ① TowerLine one-sided solutions

	Module	Code
Standard frame	M1200	890 350-49
Standard frame	M1500	890 351-49
Standard frame	M1800	890 352-49
Extension frame	M1200	890 357-49
Extension frame	M1500	890 358-49
Extension frame	M1800	890 359-49

## ② TowerLine two-sided solutions

	Module	Code
Bracket set for standard frame	M1200	890 354-49
Bracket set for standard frame	M1500	890 355-49
Bracket set for standard frame	M1800	890 356-49
Bracket set for extension frame	M1200	890 422-49
Bracket set for extension frame	M1500	890 421-49
Bracket set for extension frame	M1800	890 420-49

## ③ TowerLine corner bench frame

	Size mm	Code
Corner bench frame	981 x 981	890 353-49

## TowerLine bench tops

	Size mm	Code
Laminate bench top	M1200 x 750	TT12775TL
ESD bench top	M1200 x 750	TT12775TL-ESD
Laminate bench top	M1500 x 750	TT15775TL
ESD bench top	M1500 x 750	TT15775TL-ESD
Laminate bench top	M1800 x 750	TT18875TL
ESD bench top	M1800 x 750	TT18875TL-ESD
Laminate corner bench top	981 x 981	TT9898TLC
ESD corner bench top	981 x 981	TT9898TLC-ESD

Laminate bench top: Light grey, high pressure laminated surface with grey edging, thickness 25 mm.  
ESD bench top: Light grey, semi-conductive (ESD) low pressure laminated surface with grey edging, thickness 25 mm.

TowerLine can be easily extended with the addition of an extension frame. A single sided workstation can be easily converted into a double sided workstation by adding an additional bench top and bracket set.



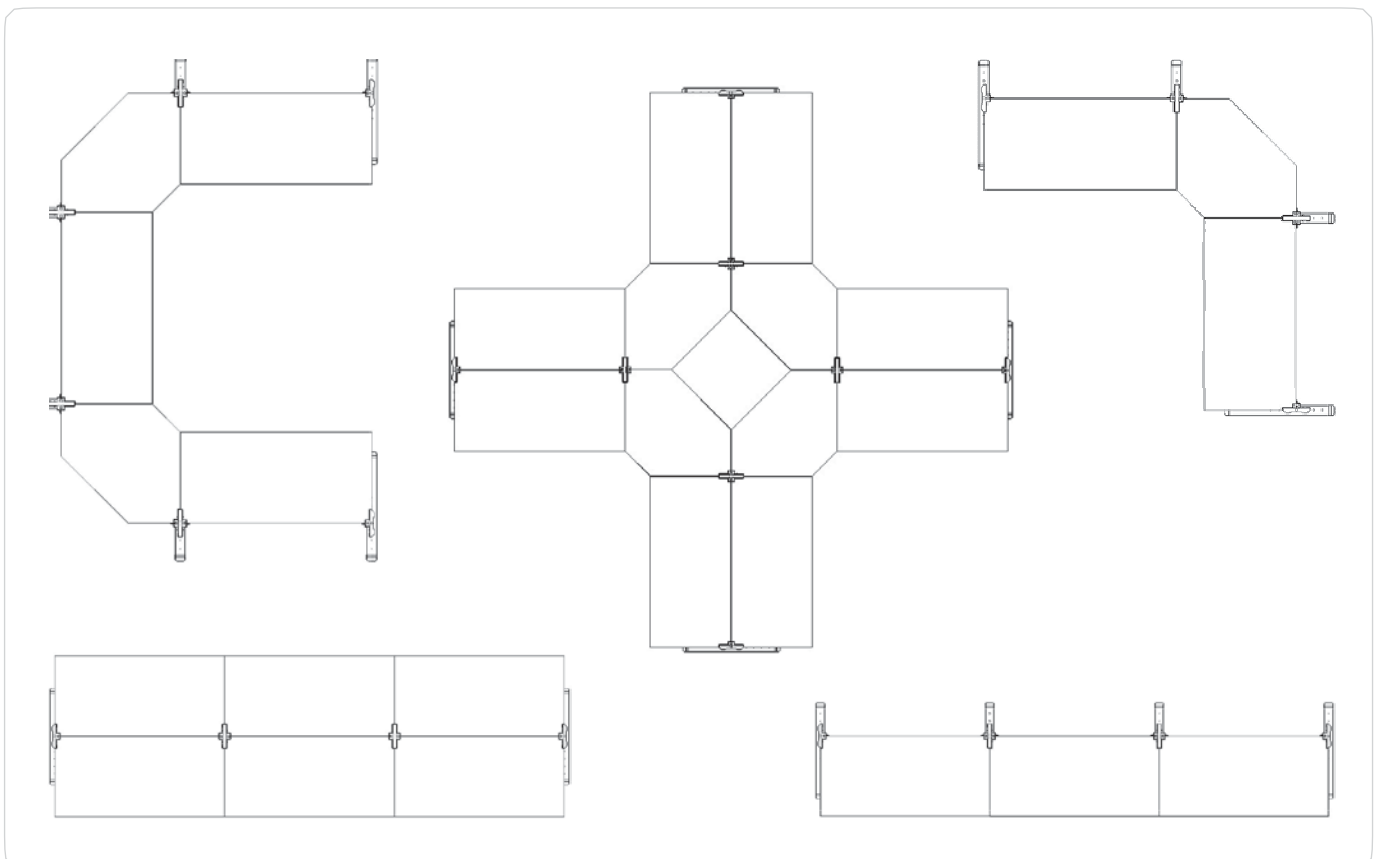
## A wide variety of **layout options**

Need to change from a one-sided to a two-sided solution? No problem, the bench has been designed with easy reconfiguration in mind. It adapts and evolves.



See this animation showcasing how to change the bench from a one-sided to a two-sided configuration, or even a corner solution.

Examples of different layout options:



# TowerLine accessories

## ① Perforated panels

	Module	Code
Perforated panel	M1200 x 389	861 533-49
Perforated panel	M1500 x 389	861 526-49
Perforated panel	M1800 x 389	861 531-49
Corner perforated panel		890 411-49

## ② Steel shelves

	Module	Code
Steel shelf	M1200 x 300	854 480-49
Steel shelf	M1200 x 400	854 483-49
Steel shelf	M1500 x 300	854 481-49
Steel shelf	M1500 x 400	854 484-49
Steel shelf	M1800 x 300	854 482-49
Steel shelf	M1800 x 400	854 485-49
Corner steel shelf		854 479-49
Divider pair for shelves		861 116-49

## ③ Light and balancer rail

	Module	Code
Light and balancer rail	M1200	918 49010
Light and balancer rail	M1500	918 49006
Light and balancer rail	M1800	918 49008

## Lighting units


	Width mm	Lamp power	Code
④ Overlight HiLite LED	1230	LED	861 956-00
⑤ Sidelight SatelLite LED	340	LED	861 920-00

## ⑥ Drawer units 45 (in the picture 45/26-1)

Model	Outer dims W x D x H mm	Drawers	Opening	Max load kg/drawer	Code
45/14-1	450 x 520 x 140	1 x 100	100%	60	603 49001
L-45/14-1	450 x 520 x 140	1 x 100	75%	30	603 49002
45/26-1	450 x 520 x 260	2 x 100	100%	60	604 49001
L-45/26-1	450 x 520 x 260	2 x 100	75%	30	604 49002
Drawer unit fixing set					854 463-49

## Horizontal dividers

4 x horizontal divider	Code
Drawer 45/100	872 982-49
Drawer 45/150 and 45/200	872 983-49



## Bin rail

	Module	Code
Binrail	M1200	859 157-49
Binrail	M1500	859 154-49
Binrail	M1800	859 155-49

## Energy rail

	Width mm	Code
8sockets + on/off switch	440	910 51 001



Only a selection of accessories is presented in this brochure. Please visit our webpage for the full range.

## Horizontal cable trough

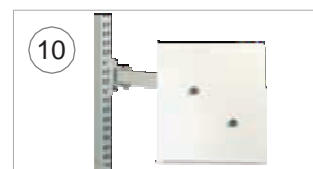

	Module	Code
Horizontal cable trough	M1200	854 555-49
Horizontal cable trough	M1500	854 556-49
Horizontal cable trough	M1800	854 557-49

## Holders and trays

	Size W x D mm	Code
⑦ CPU holder	180-225x450x50	860 740-49
⑧ LCD holder with 60 mm double arm		930 49002
TowerLine arm holder for 60 mm arm*		861 099-49
Keyboard tray for LCD holder	480 x 260	860 941-49
⑨ Keyboard tray (attached to bench top)	630 x 400	925 49001
⑩ Document holder A4 with 40 mm arm	290 x 330	928 49008
TowerLine arm holder for 40 mm arm**		861 098-49

\* Needed for accessories with 60 mm arms

\*\* Needed for accessories with 40 mm arms



# Examples of different TowerLine configurations



TowerLine **one-sided** workstation

Qty	Name	Size mm	Code
1	Standard frame	M1500	890 351-49
1	Laminate bench top	M1500 x 750	TT15775TL
2	Steel shelf	M1500 x 300	854 481-49
2	Perforated panel	M1500 x 389	861 526-49



TowerLine **extension** workstation

Qty	Name	Size mm	Code
1	Standard frame	M1500	890 351-49
2	Laminate bench top	M1500 x 750	TT15775TL
1	Extension frame	M1500	890 358-49
4	Steel shelf	M1500 x 300	854 481-49
2	Perforated panel	M1500 x 389	861 526-49



TowerLine **two-sided** workstation

Qty	Name	Size mm	Code
1	Standard frame	M1500	890 351-49
4	Laminate bench top	M1500 x 750	TT15775TL
1	Extension frame	M1500	890 358-49
1	Bracket set for standard frame	M1500	890 355-49
1	Bracket set for extension frame	M1500	890 421-49



TowerLine **corner** workstation

Qty	Name	Size mm	Code
1	Standard frame	M1500	890 351-49
2	Laminate bench top	M1500 x 750	TT15775TL
1	Extension frame	M1500	890 358-49
1	Corner bench frame	981 x 981	890 353-49
1	Laminate corner bench top	981 x 981	TT9898TLC
4	Steel shelf	M1500 x 300	854 481-49
1	Corner perforated panel		890 411-49

Contacte con su representante local de Treston para conocer más opciones y diseñar un puesto acorde a sus necesidades: [tch.es/contacto](http://tch.es/contacto)



## HEADQUARTERS

Treston Oy  
Sorakatu 1  
FI-20730 Turku  
Tel. +358 10 4469 11  
Fax +358 10 4469 789  
sales@treston.com  
www.treston.com

## FACTORIES

Treston Oy, Turku plant  
Sorakatu 1  
FI-20730 Turku  
Tel. +358 10 4469 11  
Fax +358 10 4469 789  
sales@treston.com  
www.treston.fi

Treston Oy, Jyväskylä plant  
PO Box 33 (Sohlberginkatu 10)  
FI-40351 Jyväskylä  
Tel. +358 10 4469 11  
Fax +358 10 4469 290  
sales@treston.com  
www.treston.fi

## FRANCE

Treston France SARL  
Z.A.C. de la Bonne Rencontre  
1, voie Gallo Romaine, Quincy-Voisins  
77334 Meaux Cedex  
Tel. +33 1 64 17 11 11  
Fax +33 1 64 17 11 10  
infofr@treston.com  
www.treston.fr

## GERMANY

Treston Deutschland GmbH  
Thomas-Mann-Str. 21  
22175 Hamburg  
Tel. +49 40 8816 5022 - 0  
Fax +49 40 8816 5022 - 10  
info.de@treston.com  
www.treston.de

Treston Deutschland GmbH  
Niederlassung Raunheim  
Frankfurter Straße 101  
65479 Raunheim  
Tel. +49 6142 992 50  
Fax +49 6142 218 75  
mail.de@treston.com  
www.treston.de

## RUSSIA

Treston Group Russia LLC  
197375, Russia, Saint-Petersburg,  
Marshala Novikova street 42  
Tel. +7 812 677 76 20  
info.ru@treston.com  
www.treston.ru

## SWEDEN

Treston AB  
Tumstocksvägen 9 A  
187 66 Täby  
Tel. +46 8 511 791 60  
Fax +46 8 511 797 60  
info.se@treston.com  
www.treston.se

## UNITED KINGDOM

Treston Ltd  
Treston House  
5b Bone Lane, Newbury  
Berkshire, RG14 5SH  
Tel. +44 1635 521521  
Fax +44 1635 37452  
salesuk@treston.com  
www.treston.com

## USA

Sovella, Inc.  
156 Bluffs Court  
Canton, GA 30114  
Tel. +1 770 424 0004  
+1 800 437 6772  
Fax +1 770 424 8066  
infousa@sovella.com  
www.sovella.com

## Premium partners

### BENELUX

Sovella Human Workspace BV  
Mechelaarstraat 17  
4903 RE Oosterhout  
Tel. +31 162 454 383  
Fax +31 162 434 712  
infoben@humanworkspace.nl  
www.humanworkspace.nl

### CHINA

Treston International Trading  
(Shanghai) Ltd  
15/F, Tower 2, Plaza 66  
No. 1266 West Nanjing Road  
Jing'an District, Shanghai 200040  
Tel. +86 21 6039 8572  
info@sovella.com.cn  
www.sovella.com.cn (Chinese)  
www.treston.com (international)

### NORWAY

Industrimøbler AS  
Stålfjæra 1  
0975 Oslo  
Tel. +47 22 25 05 00  
post@industrimobler.no  
www.industrimobler.no

### POLAND

Treston Ergona  
ul. E. Orzeszkowej 6 lok. 2A  
05-825 Grodzisk Mazowiecki  
Tel. +48 604 11 98 64  
info@ergona.pl  
www.ergona.pl

## Long story in short



Treston has a long history in professional furniture design and manufacture, and well over three decades of experience in ergonomic workspace development. Our design and manufacturing facilities are located in Finland.

Thanks to our global sales network, you can receive local support and customer service anywhere in the world. We have offices in Europe and North America as well as an extensive network of selected dealers in more than 30 countries.